










## 2023 HANDICAPS LEAGUE LOG - SECTION 3



		Kingswood 2	George 3	Kingswood 3	SAPS	George 2	Mossel Bay 2	Pinnacle Point 2	Played	Won	Drawn	Loss	Points	Games count
	Kingswood 2	XXX	5	5.5	4.5	5.5	4.5	4.5	6	3	3		9	29.5
	George 3	4	XXX	6	7	7	4	4.5	6	4		2	8	32.5
	Kingswood 3	3.5	3	XXX	5.5	4.5	7	7	6	3	1	2	7	30.5
	SAPS	4.5	2	3.5	XXX	5	6	5.5	6	3	1	2	7	26.5
	George 2	3.5	2	4.5	4	XXX	5.5	5	6	2	1	3	5	24.5
	Mossel Bay 2	4.5	5	2	3	3.5	XXX	4.5	6	2	1	3	5	22.5
	Pinnacle Point 2	4.5	0	2	3.5	4	0	XXX	6		1	5	1	14

Updated 18 September 2023