










2023 HANDICAPS LEAGUE LOG - SECTION 3



		Kingswood 2	George 3	Kingwood 3	George 2	SAPS	Mossel Bay 2	Pinnacle Point 2	Played	Won	Drawn	Loss	Points	Games count
	Kingswood 2	XXX	5	5.5	5.5			4.5	4	3	1		7	20.5
	George 3	4	XXX		7	7	4	4.5	5	3		2	6	26.5
	Kingwood 3	3.5		XXX		5.5	7	7	4	3		1	6	23
	George 2	3.5	2		XXX	4	5.5	5	5	2		3	4	20
	SAPS		2	3.5	5	XXX	6		4	2		2	4	16.5
	Mossel Bay 2		5	2	3.5	3	XXX		4	1		3	2	13.5
	Pinnacle Point 2	4.5	0	2	4			XXX	4		1	3	1	10.5

Updated 21 August 2023