










2023 HANDICAPS LEAGUE LOG - SECTION 3



		Kingswood 2	George 3	George 2	SAPS	Kingswood 3	Mossel Bay 2	Pinnacle Point 2	Played	Won	Drawn	Loss	Points	Games count
	Kingswood 2	XXX	5			5.5		4.5	3	2	1		5	15
	George 3	4	XXX	7	7		4		4	2		2	4	22
	George 2		2	XXX	4		5.5	5	4	2		2	4	16.5
	SAPS		2	5	XXX	3.5	6		4	2		2	4	16.5
	Kingswood 3	3.5			5.5	XXX		7	3	2		1	4	16
	Mossel Bay 2		5	3.5	3		XXX		3	1		2	2	11.5
	Pinnacle Point 2	4.5		4		2		XXX	3		1	2	1	10.5

Updated 3 July 2023