










## 2023 HANDICAPS LEAGUE LOG - SECTION 3



		Kingswood 2	Kingwood 3	George 3	SAPS	George 2	Mossel Bay 2	Pinnacle Point 2	Played	Won	Drawn	Loss	Points	Games count
	Kingswood 2	XXX	5.5	5		5.5	4.5	4.5	5	3	2		8	25
	Kingwood 3	3.5	XXX		5.5	4.5	7	7	5	3	1	1	7	27.5
	George 3	4		XXX	7	7	4	4.5	5	3		2	6	26.5
	SAPS		3.5	2	XXX	5	6	5.5	5	3		2	6	22
	George 2	3.5	4.5	2	4	XXX	5.5	5	6	2	1	3	5	24.5
	Mossel Bay 2	4.5	2	5	3	3.5	XXX		5	1	1	3	3	18
	Pinnacle Point 2	4.5	2	0	3.5	4		XXX	5		1	4	1	14

Updated 4 September 2023